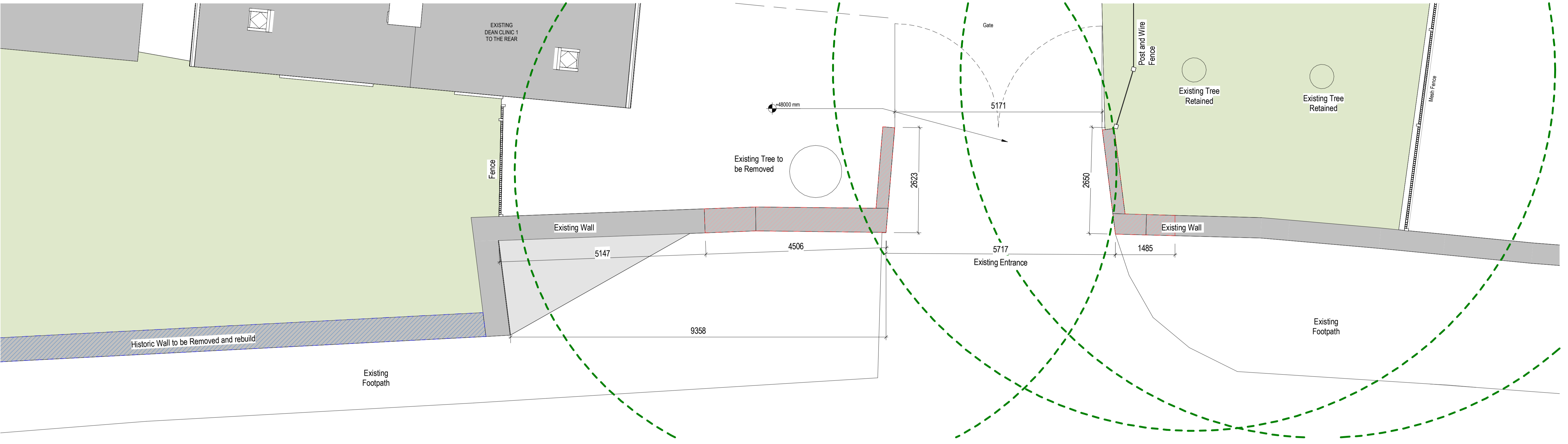


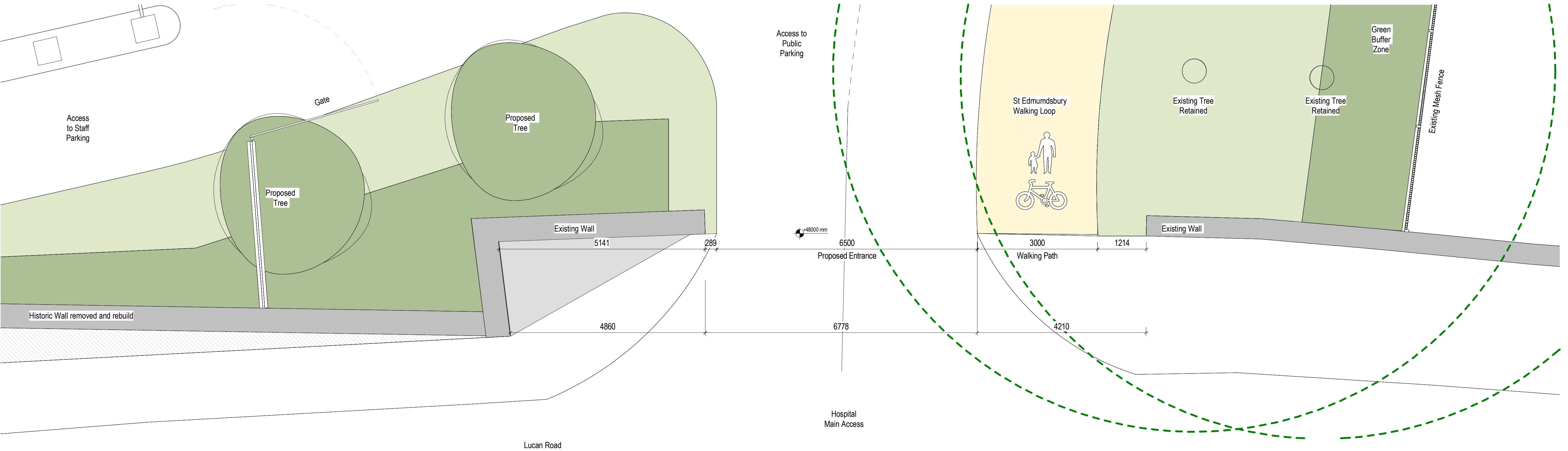
1 Existing Site Entrance_Elevation
1011 Scale: 1:50



2 Existing Site Entrance Plan
1011 Scale: 1:50

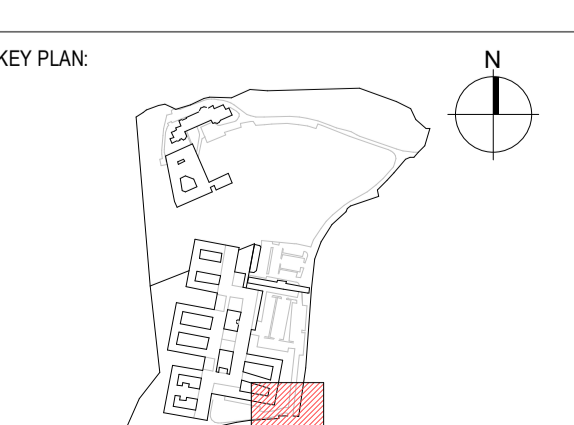


3 Proposed Site Entrance_Elevation
1011 Scale: 1:50



4 Proposed Site Entrance Plan
1011 Scale: 1:50

COPYRIGHT:
The design and details shown on this drawing are applicable to The Named Project only and may not be reproduced, modified or copied in whole or part or be used for any other project or purpose without the prior written permission of TOT Architects with whose copyright resides.
DO NOT SCALE: this drawing. Use figured dimensions only. The Contractor is responsible for checking all levels and dimensions on site prior to commencement of works. Any discrepancies are to be referred to the ARCHITECT.
Drawings to be read in conjunction with all other Consultants Drawings & Specifications, where relevant. Proprietary items shall be fixed in strict accordance with the Manufacturer's Instructions. Sizes of proprietary items shall be checked with Manufacturer.



LEGEND:

- LAND TO BE CREDITED BY SDCC FOR ROAD IMPROVEMENT SUBJECT TO GRANT OF PERMISSION
- - - DEMOLITION / REMOVAL
- - - DEMOLITION AND RE-INSTATEMENT / REUSE

REVISIONS:

NO.	DATE	REV	BY	DESCRIPTION
10626	9	LC		ISSUED FOR PLANNING

TOT ARCHITECTS

REGISTERED OFFICE:
4P Upper Mount Street
Dublin 2, D02 P185, Ireland

T: +353 1 705 7800
W: www.totarch.ie
E: info@totarch.ie

CLIENT:	SPUH	DRAWN:	LC	CHECKED:	LC	APPROVED:	DS	DATE:	17/04/2026
PROJECT:	St Edmundsbury Hospital Lucan	JOB NUMBER:	20-77	SHEET SIZE:	A0 P	SCALE:	1:50		
PROJECT STAGE:	Planning	INFORMATION CONTAINER IDENTIFICATION SPMHS - SE - ZZZ - DR - TOT - AR - 1011							
DRAWING TITLE:	Existing & Proposed Site Entrance	ACCEPTANCE CODE:	S	PURPOSE CODE:	P3	REVISION:	0		